




Ministère des Affaires Sociales et
Actions Humanitaires

CILUBA

CRS 1

Cahier de lecture



Édition mars 2017



Chemonics porte la responsabilité du contenu de ce matériel qui ne reflète pas nécessairement les points de vue de l'USAID et l'UKAID ni ceux des gouvernements des Etats-Unis et du Royaume-Uni.

PRESENTATION DU CAHIER

Le Projet ACCELERE ! sous l'égide de l'USAID, appuie l'Etat congolais dans sa quête d'améliorer la qualité des enseignements-apprentissages, notamment en lecture-écriture dans les premières années de l'école primaire.

ACCELERE ! se propose de faire acquérir aux élèves les compétences de base de la lecture-écriture par le biais de trois langues nationales congolaises : le lingala, le kiswahili et le ciluba. L'élaboration du livret et du cahier d'exercices de l'élève accompagnés du guide de l'enseignant(e) se fonde sur les découvertes scientifiques les plus récentes dans le domaine mais bien éprouvées et tout à fait fiables.

Ainsi le cahier qui s'inscrit dans le curriculum national congolais est structuré en unités d'apprentissage. Chaque unité d'apprentissage correspond à 1 semaine de 6 jours. Ce cahier est utilisé à la maison. Il permet à l'élève de consolider ses apprentissages de la journée. Chaque unité d'apprentissage comprend 6 pages.

a. Les unités 12, 16 et 24 sont des unités de révisions. Demandez à votre enfant de lire les lettres, syllabes, mots et phrases.

Demandez à l'enfant de lire les mots

Demandez à l'enfant de lire les phrases

M O m M o m O M o
O i o I O i o I O i o
L m l M L m l M L m l
* Li mo mi lo Mi Mo
📖 Milolo lili mimi oli milo
👤 Lama malala

Le numéro de l'unité d'apprentissage

Demandez à l'enfant de lire les lettres et syllabes

Demandez à l'enfant de lire les mots


Demandez à l'enfant de compléter chaque mot avec une syllabe

F a f A f a F a f
A o i O a I
l m F L f M
* Fe fa lo mi Fe li Ma fo
📖 Folofolo fifi fila meme
👤 Ela fila folofolo

Demandez à l'enfant de lire les lettres et les syllabes

b. Voici quelques consignes pour chaque page des unités 1 à 15 (sauf 12) d'une unité d'apprentissage.

Page 1



- ← Le numéro de l'unité d'apprentissage
- ← L'image de l'histoire lue par l'enseignant. Demandez à l'enfant de vous raconter l'histoire. Posez des questions.
- ← Case vide : demandez à l'enfant faire un dessin qui se rapporte à l'histoire. Demandez à l'enfant de décrire son dessin.
- ← Le numéro de l'unité d'apprentissage

Page 2, 3 et 4


- ← L'image de l'histoire lue par l'enseignant. Demandez à l'enfant de vous raconter l'histoire. Posez des questions.
- ← Case vide : demandez à l'enfant faire un dessin qui se rapporte à l'histoire. Demandez à l'enfant de décrire son dessin.
- ← Le mot et l'image du jour
- ← Demandez à l'enfant de lire les lettres
- ← Demandez à l'enfant de lire les mots ou phrases

Image qui va avec le texte

Demandez à l'enfant de lire le texte

- ← Demandez à l'enfant de lire les lettres et les syllabes
- ← Demandez à l'enfant de lire les mots et les phrases.
- ← Demandez à l'enfant d'écrire les mots et la phrase.

4



I i



I i I i I i



I

i

L I



L I L I L I



I i li I i li



lilili



L

I

Ii

O o



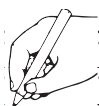
O o O o O o



L i li | L o lo



Lolo loli Ololo



O

o

lo



★ Lili, Lolo Ololo
Lolo ne Lili.
Ololo ne Lolo.
Lolo lolilo



L o I l O i l o I



lo Li li Lo



lolo ololo Lili

Lili ne Lolo.




li

lo

Loli

5



M m



M m M m M m



m i mi | m o mo



Mimi mami moli
momo milolo.



M

m

mo

Aa



A a A a A a



m o m o | m a m a



Mamu mala alama
lama momo mimi.



A

a

Ff



F f F f F f



f o fo | f o fo




Mifila fofolo folofolo
fila Mafi



F

f



★ Fifi alala.
Lolo afile mala.
Mami alama malala.



m a F i M O f



Me fa mo Fi Me fo



Mamu alama Fofo.





Mamu


Fifi

Mamu lama Fifi

6



E e



E e E e E e



f a fa | f e fe



mume meme mule
emu fefe




E

e

me

B b



B b B b B b



b a ba | b o bo



meba mabobe babi
Bimuma bibobe




B

b

ba

U u



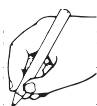
U u U u U u



b e be | b u bu



babu bulaba bula



U

u

bu



★ Mamu Malu
Mamu Malu ukema
Lolo.
Lolo ukema
bulalu bunene



E b U B e u b u e



ba me bu be mu bi



ebi muma lubilu
mala bala



malu

emu


babu

Emu amu meme babu.

8



K k



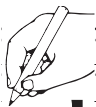
K k K k K k



k o ko | k e ke



makumi koka kala
kulu akula



K

k

ko

Nn



N n N n N n



n o no | n e ne



fuka fila futa
ufila fica




N

n

na

Cc



C c C c C c



ci o cio | c i ci



eci ucina cianana
muci cibi.



C

c

ci



Ciala ne Kalala.
Kalala udi ne cikaka.
Cikaka cidi ciboba.
Ciala ne Kalala badi badia
cikaka.



k N c K n C n K



ne ki Na Ko ni ku



kalasa kala kuna




ko

nu

cikaka

Cikala idi cinene

9



Ss



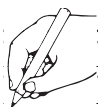
S s S s S s



s e se | s u su



Sama kabasa kulu
kusukula kusela

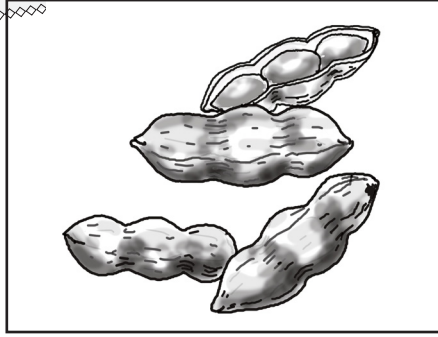


S

s

se

Tt



T t T t T t



te te | tu tu



tatu tulu tutu
teleja tuma



T

t

ta

Y y



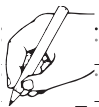
Y y Y y Y y



y u yu | y e ye



Yeye yaya tuye
Kaye yayi



Y

y

ye



Yaya Sala

Yaya Sala udi ubikila Tuakajika.

Tuakajika udi ulua.

Tuakajika udi uya mu kalasa.

Yaya Sala badi baye ne Tuakajika.



S s T t Y y s t y



Se ta Yo su ye Ti sa



Sukula tumuma tuebe
Tutu semena kudi tatu.




semena

tutu


yeye

Semena kudi tutu

10



D d



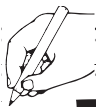
D d D d D d



d a da | d o do



Kabedi diboko dikalu
midima babidi



D

d

da

V v



V v V v V v



v a va | v e ve



Vuluka vuala vila
Vudija vula



v

vi

Z z



Z z Z z Z z



z o zo | z e ze



Zeze zola kazaku
Kazadi dizola



Z

z

za



Z d V z v D



za va do vi ze di za



Kazaku ka Zadio
dikalu dia Vila




diku

kazadi


vila

Zola vuala mupanu.

11



Ww



W w W w w w



w a wa | w e we



Wabu wayi wetu
wamoni wabo



W

w

wu

Jj



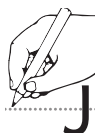
J j J j J j



j a ja | j e je



Kujima lujiji maja
Jikija jana



J

j

Je

Pp



P p P p P p



p a pa | p o po



Papa pala peku
Panu peta



p

p

po



Mamu udi ne diyi.
Mamu udi ne diba ku
diboko.
Mamu badi ne Petelo.
Petelo juka
Petelo udi musue diwoji.



W

w

J j

P p



ja

da

po

ji

pe

du



Dipa lujiji peba
Didi juka


Walelu

panu

jadika

Didi juka

13



Sh sh



Sh sh Sh sh Sh sh



sh u shu | sh i shi



Shalayi tusha shima
Shema shabana



Sh

sh

she

Ny ny



Ny ny Ny ny Ny ny



ny i nyi | ny e nye



Nyema nyimu nyota
Nyama nyunyi




Ny

ny

Nyo

Mb mb



Mb mb Mb mb Mb



mb u mbu | mb o mbo



Mbalu lamba mbombo
Bamba kamba



Mb

mb

mbi



Mu cisalu
Mu Cisalu badi
basumbisha tusha,
mbuji, munyinyi ne
nyunyi.
Nyunyi itu ibuka
Mbuji itu idia bisosa
Mbuji idi ne nshinga mu
nshingu
Tusha tutu mu mayi



sh Mb ny Sh mb Ny



nye mbo sha nyi she bi



Tusha mbua
ngomba
Malu udi ne mbuji.




Mbelu

Tumbishayi


nyema

shambuyi nyema.

14



Ng ng



Ng ng Ng ng



ng e nge | ng a nga



Nganga ngoma bungu
matengu mulenga



Ng

ng

ngandu

Mp mp



Mp mp Mp mp



mp o mpo | mp i mpi



Mpuku mputa cimpe
Mpala mpekatu



Mp

mp

mpala

Nd nd



Nd nd Nd nd Nd nd



nd u ndu | nd e nde




Ndundu ndobu banda
Ndungu ndi



Nd

nd

Ndeja wa bana



Mputu idi wowa mayi
Mu dinda, Mputu udi uya
mu kalasa.
Ngondo udi kulu kule.
Mputu udi muana
muimpe.



Ng mp Nd ng Mp nd



Nde nga mpo ngi ndu



bishi bimpe ndeke
Kapinga mpesha ndakala.




mpa

ngi

ndo

Mpuku udi mu ndanda

15



Nj nj



Nj nj Nj nj Nj nj



nj e nje | nj u nju



njiji njila njiwu
kanjinga njilu



nj

nj

nja

Nt nt



Nt nt Nt nt Nt



nt a nta | nt i nti



Tentula muntu
Ntontodi tente ntema




Nt

nt

nta

Nk



Nk nk Nk nk Nk

|  nk a nka | nk e nke



nkonko nkala nketu
nkaye mankenda



Nk

nk

nka



Ntumba udi ku njila.
Ntumba udi ne nkusu.
Nkusu udi munene.
Nkusu udi udia njilu.



Nj nt Nk nj Nj nk



nke nja nto nji nke nta



nkantu menji cintu
Ndundu udi mu njila.




Njilu

ntenta

nkamba

Ndundu udi mu njila.

17



Kabeya

1



Kabeya udi ne dinanga dia musoko wenda.

2



Udi usangisha bana ba bitenda ba mu musoko wenda.

3



Bua kuangata mapangadika a kulama nau musoko wabu.

4



Badi kabayi ne diba to badi bafuta makuta.



Kabeya udi ne dinanga dia...

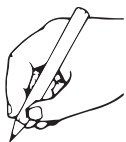
Handwriting practice lines consisting of multiple horizontal lines with a central dotted line for letter height guidance.



Kabeya

Kabeya udi ne dinanga dia musoko wenda.

Udi usangisha bana ba bitenda ba mu musoko wenda bua kuangata mapangadika a kulama nau musoko wabu. Badi Kabeya ne diba to badi bafuta makuta.



Udi usangisha bana...

Handwriting practice lines consisting of multiple sets of horizontal lines with a dashed midline for letter height guidance.

Bana ba bitenda

1



Bana ba bitenda ba mu musoko wa Ciacia.

2



mbadifila mu mankenda a musoko wabu.

3



Mfumu wa mu musoko muangata mushinga wa mankenda.

4



Bana ba bitenda ba mu musoku eu bavua basanka bua mushinga eu. ★



Badifila ku...

Handwriting practice lines consisting of multiple sets of horizontal lines with a dashed midline for letter height guidance.

Bana ba bitenda



Bana ba bitenda

Bana ba bitenda ba mu musoko wa Ciaciacia mbadifila mu mankenda a musoko wabu.

Mfumu wa mu musoko muangata mushinga wa mankenda.



Bana ba bitenda ba mu musoku eu bavua basanka bua mushinga eu.



mbadifila mu...

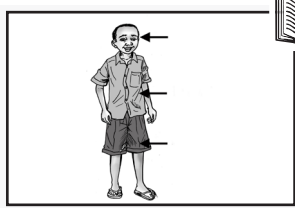


18



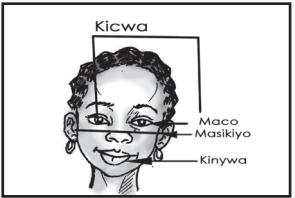
Bitupa bia mubidi

1




Mubidi wetu udi ne bitupa bisatu

2



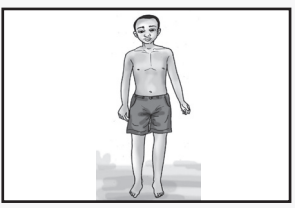
mutu, citumpampa ne bidimba.

3



Mutu udi ne mesu, maci ne mukana.

4



Citumpampa cidi ne moyi, difu ne mala. Bidimba bidi ne mikolo.



Mboka ya polo nkombo na

Handwriting practice lines consisting of multiple sets of horizontal lines with a dashed midline.

Bitupa bia mubidi

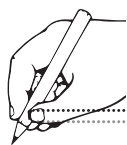


Mubidi wetu udi ne bitupa bisatu : mutu,
citumpampa ne bidimba.

Mutu udi ne mesu, maci ne mukana.

Citumpampa cidu ne moyi, difu ne mala.

Bidimba bidi ne mikolo.



Mutu udi ne...

Malongesha a munganga

1




Lusamba udi ulondela baledi benda bionso bidiyi mulonga mu cilongelu.

2




Lelu udi ulonda malongesha a munganga :

3



tudi bua kuepuka masama patudi tusukula mukana

4



ne mucu wa mukana ne patudi towa bianza ne nsabanga anyi ne butu.

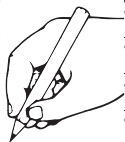


tudi bua kuepuka masama patudi....

Malongesha a munganga




Lusamba udi ulondela baledi benda bionso bidiyi mulonga mu cilongelu. Lelu udi ulonda malongesha a munganga : tуди bua kuepuka masama patudi tusukula mukana ne mucu wa mukana ne patudi towa bianza ne nsabanga anyi ne butu.



baledi benda bionso



19




Manaya etu

1



Kamba ne Kabibi badi banaya kansokomansokoma.

2



Kamba udi usokoma ne Kabibi udi umukeba. Cibola ne Luabeya badi banaya....

3



Badi batupika, bakupa mikolu ne batuta bikashi. Kalubi, Kanda, Beya ne Mputu badi batua ndundu.

4



Balunda banyi badi banaya mu cibunyi. Bonso badi ne disanka.



Kamba ne Kabibi badi....

Handwriting practice lines consisting of multiple horizontal lines with a dashed midline.

Manaya etu



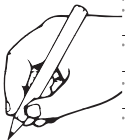
MANAYA ETU

Kamba ne Kabibi badi banaya
kansokomansokoma.

Kamba udi usokoma ne Kabibi udi umukeba.

Cibola ne Luabeya badi banaya....

Badi batupika, bakupa mikolu ne batuta
bikashi. Kalubi, Kanda, Beya ne Mputu badi
batua ndundu. Balunda banyi badi banaya
mu cibunyi. Bonso badi ne disanka.



Kamba udi usokoma ne...

Handwriting practice lines consisting of multiple sets of three horizontal lines (top, middle, bottom) with a dotted midline, intended for copying and practicing the text above.

Dinaya dia kansokomansokoma

1



Mbuyi, Malu ne Kanku badi banaya kansokomansokoma.

2



Mbuyi udi wamba : « Memma ndi nya kanukeba. Ndayi kusokoma!» Mbuyi udi ukanga mesu.

3



Ubanga kubadika: umua, ibidi, isatu, inayi, itanu, isambombo, muandamuteketa, muandamukulu, citema, dikumi. Mbuyi unzulula mesu. Ubanga kukeba balunda benda.

4



Malu udi penyi? Kanku udi penyi? Udi ujandula kanku ne udi wamba: “Ngakumunyi Kanku!” Pashisha udi ujandula Malu ne udi wamba: “Nga kumunyi Malu!” mbuyi udi ujandula miaba yabu ya cisokomenu.



Mbuyi udi wamba....

Dinaya dia kansokomansokoma



Mbuyi, Malu ne Kanku badi banaya kansokomansokoma.

Malu udi wamba : « Memma ndi nya kanukeba. Malu kusokoma!” Mbuyi udi ukanga mesu. Ubanga kubadika: umua, ibidi, isatu, inayi, itanu, isambombo, muandamuteketa, muandamukulu, citema, dikumi.

Mbuyi unzulula mesu. Ubanga kukeba balunda benda. Malu udi penyi ? Kanku udi penyi?

Udi ujandula Kanku ne udi wamba: “Ngakumunyi Kanku!” Pashisha udi ujandula Malu ne udi wamba: “Nga kumonyi Malu!”



Mbuyi udi ujandula miaba yabu ya cisokomenu.





Malu udi wamba ...

Handwriting practice lines consisting of multiple sets of horizontal lines with a dashed midline for letter height guidance.



21



Ncima wa ntombolo

1



Ncima wa Ntombolo nyama utu muitu wendela kulu kua mici.

2




Nyama ewu batu bamumuna pa mbelu kudi bantu.
Mu dinda dia mu dimue uvua mudia dingeya dinene.

3



Mu dilolo dia mu dibidi uvua mudia bibote.
Mu disatu uvua mudia mulungu wa ciombe.

4



Mu dilolo uvua mudia cipapayi.
Mu dinda dia mu ditanu uvua mudia avuka munene



Nsoku muntu ewu dina dienda....

Ncima wa ntombolo



Ncima wa Ntombolo nyama utu muitu wendela kulu kua mici.

Nyama ewu batu bamumuna pa mbelu kudi bantu.

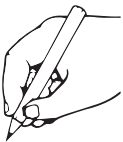
Mu dinda dia mu dimue uvua mudia dingeya dinene.

Mu dilolo dia mu dibidi uvua mudia bibote.

Mu disatu uvua mudia mulungu wa ciombe.

Mu dilolo uvua mudia cipapayi.

Mu dinda dia mu ditanu uvua mudia avuka munene.



ku bumue	ku bungi
Mulongeshi	

Kasala ka Kabedi

1



Kabedi udi ufunda kasala bua bulongolodi bua mu cilongelu.
Mmubanga kufunda kasala kenda mu dinda dia mu dimua.
Uvua mutungunuka too ne mu dibidi.

2



Mu disatu , kena umona dibegi divuayi ufundila kasala kenda to .
Muakunyenda mudipanda.

3



Mu dinda dia mu dinayi, ubangulula kufunda kasala kenda, kadi udi upua moyi miaku ivuayi mubanga nayi kumpala.
Mu dinda dia mu ditanu, udi uya kumona mulunda wenda Bilonda bua amuambuluisha.

4



Mu disambombo badi bajikija kufunda kasala kabu. Badi ne disanka.



Mmubanga kufunda kasala...

Handwriting practice lines consisting of multiple sets of horizontal lines with a dashed midline for letter height guidance.



Kasala ka Kabedi





Kalonji udi ufunda kasala bua bulongolodi bua mu cilongelu. Mmubanga kufunda kasala kenda mu dinda dia mu dimua. Mu disatu , kena umona dibeji divuayi ufundila kasala kenda to . Muakunyenda mudipanda. Mu dinda dia mu dinayi, ubangulula kufunda kasala kenda, kadi udi upua moyi miaku ivuayi mubanga nayi kumpala. Mu dinda dia mu ditanu, udi uya kumona mulunda wenda Bilonda bua amuambuluisha. Mu disambombo badi bajikija kufunda kasala kabu. Badi ne disanka.



ku bumue	ku bungi
Muci	



22




MISHINDU YA BIMBULA

1



Muakunyanyi ne mema tudi tuya ku Kinshasa. Tudi tuangata ndeka ku cipalu. Bua kuya mu cilongelu, tudi tuangata mashinyi.

2



Disambombo dionso, muakunyanyi ne mema tudi tubanda pa dikalu didi manseba Ntumba mututuadila.

3

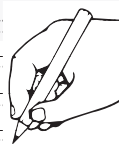


Patudi tunaya tudi tumona ntukutuku. Bana ba bakaji ne ba balume badi babanda pa ntukutuku.

4



Netuikala ne disanka dia kumona mishindu yabunyi ya diambula. Kadi cilota cietu ncia kuendesha ndeka.



Bua kuya ku cilongelu tudi....

Handwriting practice lines consisting of multiple sets of horizontal lines with a dashed midline for letter height guidance.

Mishindu ya Biambula

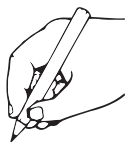


MISHINDU YA BIAMBULA

Muakunyanyi ne mema tudi tuya ku Kinshasa. Tudi tuangata ndeka ku cipalu.

Bua kuya mu cilongelu, tudi tuangata mashinyi.


Disambombo dionso, muakunyanyi ne mema tudi tubanda pa dikalu didi manseba Ntumba mututuadila. Patudi tunaya tudi tumona ntukutuku. Bana ba bakaji ne ba balume badi babanda pa ntukutuku. Netuikala ne disanka dia kumona mishindu yabunyi ya diambula. Kadi cilota cietu ncia kuendesha ndeka.



ku bumue	ku bungi
Tatu udi udia	


Luendu

1




Kudi mishindu ya bunyi ya diambula :
diambula dia njila, diambula dia mayi,
diambula dia mulu.

2




Bua diambula dia njila, tudi ne : mashinyi,
dikalu, nkutuku.
Bua diambula dia nzanza, tudi ne : kawulu.

3



Bua diambula dia mayi, tudi ne : watu. Bua
diambula dia mulu, tudi ne : ndeka. Ndi njinga
kuenza luendu ne ndeka nansha mashinyi

4



ciena musua kawulu to bualu
kadi kangenza bowa. Tatu wanyi
mmuendeshi wa kawulu.



Bua diambula dia mulu tudi ne....

Handwriting practice lines consisting of multiple sets of horizontal lines with a dashed midline for letter height guidance.

Luendu



Kudi mishindu ya bunyi ya diambula : diambula dia njila, diambula dia mayi, diambula dia mulu.

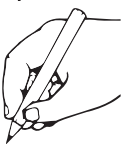
Bua diambula dia njila, tudi ne : mashinyi, dikalu, ntukutuku.

Bua diambula dia nzanza, tudi ne : kawulu.

Bua diambula dia mayi, tudi ne : buatu.

Bua diambula dia mulu, tudi ne : ndeka.


Ndi njinga kuenza luendu ne ndeka nansha mashinyi. Ciena musua kawulu to bualu kadi kangenza bowa. Tatu wanyi mmuendeshi wa kawulu.



ku bumue	ku bungi
Tatu udi udia	



23




Cipalu cia manayi

1



Bansonga bonso badi mu dikishi. Ke
bua cinyi bobo bonso badi mu cipalu

2



Bakuabo badi mu cipalu cia ndundu wa
makasa, bakuabo badi bazaba kanke,

3



bakuabo badi banyema lubilu,
kansokoma sokoma.

4



Bansonga bonso badi ne disanka
bualu badi mu manaya.



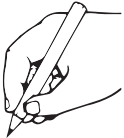
Bansonga banso badi....

Handwriting practice lines consisting of multiple sets of three horizontal lines (top, middle, bottom) with a dotted midline.

Cipalu cia manayi



Bansonga bonso badi mu dikishi. Ke bua cinyi bobo bonso badi mu cipalu. Bakuabo badi mu cipalu cia ndundu wa makasa, bakuabo badi bazaba kanke, bakuabo badi banyema lubilu, kansokoma sokoma. Bansonga bonso badi ne disanka bualu badi mu manaya.



ku bumue	ku bungi
Ndi muya mu kalasa	

Ndekeli wa dikishi

1



Bansonga badi balongolola bibilu bia ndekeli. Basonga mbimane luseke bua kutangila bibilu ebi.

2



Mulombodi wa basonga udi upatuka ne dikopo dia manaya didibu bafuila.

3



udi udijuwula kulu bua kuleja. Bantu bonso badi batuta bikashi ne tunkunduluilu tua disanka.

4



Bonso badi bindila manaya a ndekeli.



Basonga mbimane...

Handwriting practice lines consisting of multiple sets of three horizontal lines (top, middle, bottom) with a dotted midline.

Cipalu cia manayi



Bansonga badi balongolola bibilu bia ndekelu. Basonga mbimane luseke bua kutangila bibilu ebi.

Mulombodi wa basonga udi upatuka ne dikopo dia manaya didibu bafuila.

udi udijuwula kulu bua kuleja. Bantu bonso badi batuta bikashi ne tunkunduluilu tua disanka.

Bonso badi bindila manaya a ndekelu.



ku bumue	ku bungi
Muntu mulale	



Ce Cahier de l'apprenant a été conçu et imprimé grâce à l'appui généreux du peuple Américain et du peuple Britannique, à travers l'Agence des Etats-Unis pour le Développement International (USAID) et le Ministère Britannique de la Coopération Internationale (DFID/UKAID).



USAID
FROM THE AMERICAN PEOPLE

