




Ministère des Affaires Sociales et Actions Humanitaires

LINGALA

CRS 1

Cahier de lecture



Édition mars 2017

Chemonics porte la responsabilité du contenu de ce matériel qui ne reflète pas nécessairement les points de vue de l'**USAID** et l'**UKAID** ni ceux des gouvernements des Etats-Unis et du Royaume-Uni.

PRESENTATION DU CAHIER

Le Projet ACCELERE ! sous l'égide de l'USAID, appuie l'Etat congolais dans sa quête d'améliorer la qualité des enseignements-apprentissages, notamment en lecture-écriture dans les premières années de l'école primaire.

ACCELERE ! se propose de faire acquérir aux élèves les compétences de base de la lecture-écriture par le biais de trois langues nationales congolaises : le lingala, le kiswahili et le ciluba. L'élaboration du livret et du cahier d'exercices de l'élève accompagnés du guide de l'enseignant(e) se fonde sur les découvertes scientifiques les plus récentes dans le domaine mais bien éprouvées et tout à fait fiables.

Ainsi le cahier qui s'inscrit dans le curriculum national congolais est structuré en unités d'apprentissage. Chaque unité d'apprentissage correspond à 1 semaine de 6 jours. Ce cahier est utilisé à la maison. Il permet à l'élève de consolider ses apprentissages de la journée. Chaque unité d'apprentissage comprend 6 pages.

a. Les unités 12, 16 et 24 sont des unités de révisions. Demandez à votre enfant de lire les lettres, syllabes, mots et phrases.

Demandez à l'enfant de lire les mots

Demandez à l'enfant de lire les phrases




 M O m M o m O M o
 O i o I O i o I O i o
 L m l M L m l M L m l
 Li mo mi lo Mi Mo
 Milolo lili mimi oli milo
 Lama malala

Le numéro de l'unité d'apprentissage

Demandez à l'enfant de lire les lettres et syllabes

Demandez à l'enfant de lire les mots


Demandez à l'enfant de compléter chaque mot avec une syllabe

 F a f A f a F a f
 A o i O a I
 l m F L f M
 Fe fa lo mi Fe li Ma fo
 Folofolo fifi fila meme
 Ela fila folofolo

Demandez à l'enfant de lire les lettres et les syllabes

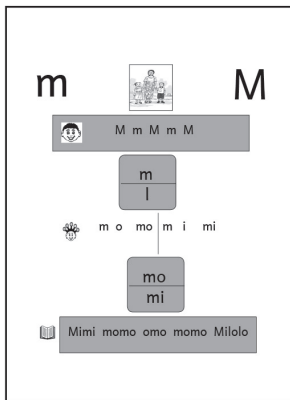
b. Voici quelques consignes pour chaque page des unités 1 à 15 (sauf 12) d'une unité d'apprentissage.

Page 1



- ← Le numéro de l'unité d'apprentissage
- ← L'image de l'histoire lue par l'enseignant. Demandez à l'enfant de vous raconter l'histoire. Posez-des questions.
- ← Case vide : demandez à l'enfant faire un dessin qui se rapporte à l'histoire. Demandez à l'enfant de décrire son dessin.
- ← Le numéro de l'unité d'apprentissage

Page 2, 3 et 4



- ← L'image de l'histoire lue par l'enseignant. Demandez à l'enfant de vous raconter l'histoire. Posez-des questions.
- ← Case vide : demandez à l'enfant faire un dessin qui se rapporte à l'histoire. Demandez à l'enfant de décrire son dessin.
- ← Le mot et l'image du jour
- ← Demandez à l'enfant de lire les lettres
- ← Demandez à l'enfant de lire les mots ou phrases

Image qui va avec le texte

Demandez à l'enfant de lire le texte

Mu njila,
Mu njila mudi mashinyi ne ntukuntuku.
Kanunayi mu njila nansha
Mu njila mudi njivu ya lufu.


nk mbu
nj ilu
ashama

Malala a Lolo
Lili lama Malala a Lolo.

_____e
_____le

- ← Demandez à l'enfant de lire les lettres et les syllabes
- ← Demandez à l'enfant de lire les mots et les phrases.
- ← Demandez à l'enfant d'écrire les mots et la phrase.

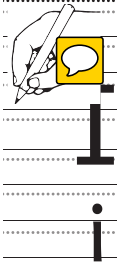
4



I i



I i I i I i



L I



L I li LI li LI



l i li



lili li lili li



L


I

li



O

o



O

o

O

o

O

o

O



l

o

lo

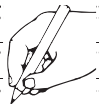


lolo

moto

boboto

Nsolo mobembo



O

o



lo



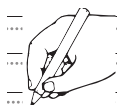
i L o L I o l i



li lo Li Lo li lo



Lili Lolo



li

lo

lolo

Lili

5



Mm



M m M m M m



m a ma | m i mi



mama mimi mela
mileki molimo

M

m

mi



A a



A a A a A a



m a ma
l a la



Lala ananasi tata
Tata na mama bazali

A



a

ma

F f



F f F f F f F f



f o fo

f a fa



Fololo Fofolo efelo
Fulu Falanga



F



f

fo



Malili.
Fololo alali.



M a F m A f

A i O a I o

M l f m L F



mi fa lo Li fo ma fi



Molili Mama Fololo



Lola lia malala.



fololo



alali

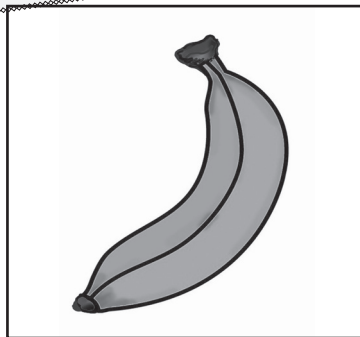
Mama amemi fololo.

6



A large, empty rectangular box with rounded corners, intended for a drawing or writing.

E e



E e E e E e



f e fe | m e me



Efelo Elili Elima
Elembo ema



E

e

fe

B b



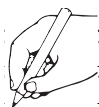
B b B b B b B b



b a ba | b e be



Babola Bololo Balabala
Boboto Bomoko




B

b

be

U u



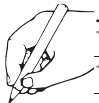
U u U u U u



l u lu | n u Nu



butu lutu suku
buku lisumu



U

u

nu



Biler  

Bobo alei bitabe.

 Bola alei bilolo.

Bali alei fufu.





B e U b E u b E u



la bi mu be fo ma bu



Libumu Libulu Fulu



Fulu

Milulu

Ebele

7



K k



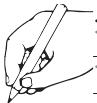
K k K k K k



k a ka | k i ki



Kake Kolo Kitoko Kelasi




K

k

ka

N n



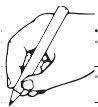
N n N n N n N



n a n a l n e ne



Nani Nina Mino
Noko Monoko Nini



N



no

D d



D d D d D d



d a da | d u du



Dido dalapo dodo
Doda



D

d

do



Leto

Kakoko alali.

Dido ameli.

Noko abeli.

Dokolo adodi.





D n K d N k D n

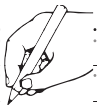
A i O u E a I



De fa ke di Fe Bi ma



Doda Dokolo Monoko




Kuku

Nina

Defa



S s



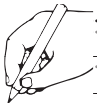
S s S s S s



s o so | s u su



Mosolo Sosola Somba
Silisa Bisano Lisalisi



S

s

se

T t



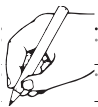
T t T t T t



t e te | t u tu



Tomato Motuya Motuna
Motute Lotomo Moto



T

t

ta

Y y



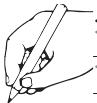
Y y Y y Y y



y u yu | y e ye



Eyano Miyoyo Yuma
Yoka Yebisa Ye



Y

y



yo



Tala libota ya Dido

Tala tata.

Tala mama.

Tala yaya.

Tala Solo leki na ye.

Baboti ya Dido batekaka.





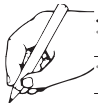
S s T t Y y s t y



Se ta Yo su ye Ti sa



Sanola Tata Yaka
Safi asali moto makasi




Safu

koteka

yo

Tina ayoki mateya.



P p



P p P p P p



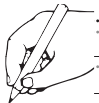
p a pa | p a pa



pawu
pepele

polele
pili

lipapa
pondu




P

p

po

Z z



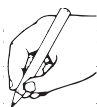
Z z Z z Z z



z a za | z e ze



Zololo Zala Zela
Zaina Azali Mozalisi




Z

Z

za

W w



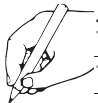
W w W w w w



w a wa | w e we



Masuwa Mawa Wawa
Wapi Wumela Wewa



W

w

wu



Pepe 

Pepe azali awa.

Pepe abimi.

Pepe akamati motuka.

Pepe akeyi na Zima.





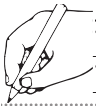
z w P Z W w y



pa za wo pi Ze wi zo



wapi zando paipai
Petelo azali na pasi na zolo.



wana

kozela

pepele

Zozo apepi masuwa.

10



G g



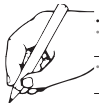
G g G g G g



g a ga | g o go



Gola Goigoi Gemena
Gambala Egogo



G

g

go

V v



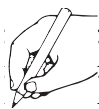
V v V v V v



v a va | v e ve



vivi vino evimba




V

v

vi

H h



H h H h



h a ha l h



Mahele Ehele



H

h

ha



Mahele na Ehele

Mahele azali na

Gemena.

Tala ye alali.

Ehele eleki.

Mahele ayoki te.





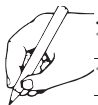
H v G h V g H v

A o E i O a I e

G v D f M d V L




Ge za vo gi ze Ya
Mahele Vino Goma



Gemena

vita

ehele



Kw



Gb



Kw

gb

kw

Gb

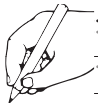


kw e kwe | Gb a gba



Gbagbolite

Pokwa




Gbagba

Pokwa

Kwama akeyi Gbaodolite.

Bw bw



Ny ny



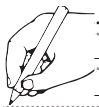
Bw ny bw Ny



bw e bwe | ny a nya




Bwale Nyama Bwanya



Handwriting practice lines consisting of multiple sets of horizontal lines with a dashed midline for letter height.

Sw sw



Pw pw



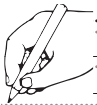
Sw pw sw Pw



sw e swe | pw a pwa



Lisweswe Pwasa Aswani



E...i

...asa

Mola a...ati makambu.



Pwati na nyoka

Pwati anyati nyoka.

Nyoka eswi ye na lokolo.

Akweyi, ayoki bwale.

Akamati motuka.

Aleki na gbagba.

Akomi lopitalo.





gbo bwi nye pwa
 swi kwe gba bwu
 nyi pwu nya swe



Pokwa Nyama Bwale
 Moswani Gbugulu Pwata

Ayoki bwale na pokwa.
 Nyoka apwati nyawu.

12



Mb mb



Ng ng



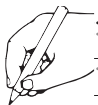
Mp ng mp Ng



mp e mpe | ng a nga



Ngembo Ngonga Ngomba
Mpembe angengisi biloko.



...embo

...o...a

Ngonga ya mboka.

Mb mb



Ng ng



Mp

ng

mp

Ng



mp e mpe | ng a nga



Ngembo Ngongga Ngomba
Mpembe angengisi biloko.





Mpe...e

...olo

Mwana ya nkosi.

Mw mw



Nk nk



Mw nk mw Nk



mw e mwe | rik a nka



Mwese Nkolo
Nkombo na ye mwese.



...ana

...osi

Mwana ya nkosi.



Mpiko 

Mpiko alati simisi ya mpembe.

Mpiko apelisi mwindanda.

Mwindanda engengisi ndako.

Mpiko akeyi zamba.

Mpiko amemi nyama.

Mpiko alambi nyama.

Mpiko alei mpe atondi.



mpa ngi mwo nki
 mba ngo mwi ndu
 npo mwe ngu nde



Mpamba Ngulu Mwana


Ndenge Nkoyi Mbetto

Ndako ya nkoko.

13



Nz nz



Nt nt



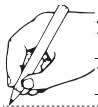
Nz nt nz Nt



Nz e nze | nt a nta



Ntondo Nzoloko
AleI ntondolo nzelandzela.




...olo

...ombo

Nzongo azali na ntondo.

Mbw mbw



Ns ns



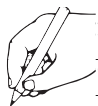
Ns mbw ns Mbwa



ns e nse | mbw a mbwa
ns a nsa | mbw o mbwo



Imbwa Nsuki
Imbwa akati nsinga.



...ele

I...a

Imbwa akati nsuki.



Imbwa na nsele
 Imbwa akeyi nsele.
 Amoni nsoso mingi.
 Ntaba abimi o nzela.
 Amoni matiti.



mbwe nsa nti mbwu
 ndi Nza nto Nzi ngu
 mbwe nsu nko mbwa
 Nde nza bwi ndo nga
 nte



nzala imbwa ngala
 ntolo nsuki nkolo
 bwato ngala ntondo

Imbwa akati nsinga.


Nsoso ya nsele.


14



Bolingi bwa mboka

1



Polo asangisi bi  ge babali mpe basi ba mboka ya ye, mpo na kokamata meko na maye matali bompeto bwa mboka.

2

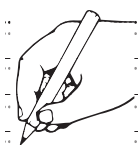


Bilenge bazwi mokano mwa kokombola balabala ya mboka ya bango.

3



Basusu bapesi mosolo mpo na kosunga misala mya bopeto bwa mboka ya bango. ★



Basusu bapesi ... mpo na kosunga
misala mwa bompeto bwa mboka 



Bolingi bwa mboka



Polo asangisi bilenge babali mpe basi ba mboka ya ye, mpo na kokamata meko na maye matali bompeto bwa mboka ya bango. Bilenge bazwi mokano mwa kokombola balabala ya mboka ya bango. Basusu bapesi mosolo mpo na kosunga misala mya bompeto bwa mboka ya bango.



Polo asangisi bilenge ...
mpe ...ba mboka ya ye.

Bolingi bwa mboka 2

1



Bilenge ba mboka Kidima bamipesi na mosala mwa kotiya bopeto na mboka ya bango.

2



mosala mwa kotiya bopeto na mboka ya bango.

3



Mokonzi ya mboka Kidima, azwi elonga mpo na bopeto bwa mboka ya ye. ★

4



Elamba: bilamba

Elili ...

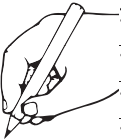
Bolingi bwa mboka 2




Bilenge ba mboka Kidima bamipesi na mosala mwa kotiya bopeto na mboka ya bango.

Mokonzi ya mboka Kidima, azwi elonga mpo na bopeto bwa mboka ya ye.

Bilenge basepeli mpe batombelani longonya.



Handwriting practice lines consisting of multiple sets of horizontal lines with a dotted midline for tracing.



Biteni bya nzoto

1



Nzoto ya ngai ezali na biteni bisato: moto, binama na  mobimbi.

2



Moto, mozali na matoyi, miso na monoko.

3

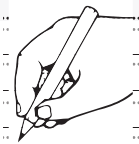


Na kati ya mobimbi ezali na misopo, motema na libayi.

4




Binama ezali maboko na makolo. 

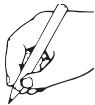


Eteni ya yambo ezali

Biteni bya nzoto




Nzoto ya ngai ezali na biteni bisato: moto, mobimbi na  binama. Na moto tozali na miso, matoyi na monoko. Na kati ya mobimbi ezali na misopo, motema na mabayi. Binama bizali maboko na makolo.




Mateya ma monganga

1



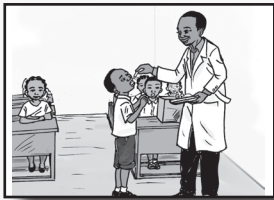
Doto ayebisaka baboti ba ye maye manso ayekolaka o eteyelo.

2




Lelo ayebisi bango mateya ma monganga.

3



Tokoki kokima bokono soki tozali ntango inso peto.

4



Soki tosukoli mino ma biso ntango inso sima ya koliya, soki tosukoli maboko ma biso ntango inso na sabuni to mpe na mpulutu.

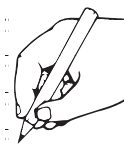


Tokoki kokima.....

Mateya ma monganga



Doto ayebisaka baboti ba ye maye manso ayekolaka o eteyelo. Lelo ayebisi bango mateya ma monganga. Tokoki kokima bokono soki tozali ntango inso peto. Soki tosukoli mino ma biso ntango inso sima ya koliya, soki tosukoli maboko ma biso ntango inso na sabuni to mpe na mpulutu.



Monganga alobi tolalana ...

19



 Masano

1



Lili na Dido bazali kosakana na kukule. Lili abombami, Dido azali koluka ye.

2



Gola na moseka bazali kobeta nzango, bazali kopumbwa.

3



kobeta maboko, bazali kosakana na esengo.

4



bazali kokima mbangu, bazwi elonga. Bansa bazali na esengo.



Gola na moseka bazali kobeta.....

Masano



Masano




Lili na Dido bazali kosakana na kukule.
Dido abombami, Lili azali koluka ye.
Gola na moseka bazali kobeta nzango,
bazali kopumbwa, kobeta maboko, bazali
kosakana na esengo.



Kosakana ekopesa.....

Lisano ya kukule

1



Moseka na Kakoko bazali kosana na lisano lya kukule.

2



Moseka alobi: bokende kobombama, ngai nakoluka bino. Moseka akangi miso, abandi kotanga:

3



Moko, mibale, misato, minei, mitano, motoba, sambo, mwambe, libwa, zomi. Moseka afungoli miso. Abandi koluka baninga baye. Wapi Yende? Wapi Kakoko?

4



Wapi Yende? Wapi Kakoko? Amoni Yende, alobi: namoni yo! Amoni lisusu Kakoko, alobi: namoni mpe yo! Moseka amoni bisika babombamaki. Banso basani na esango.



Na lisano ya kukule, Moseka
abandi koluka.....

Lisano lya kukule



Moseka na Kakoko bazali kosana na lisano lya kukule. Moseka alobi: bokende kobombama, ngai nakoluka bino. Moseka akangi miso, abandi kotanga: moko, mibale, misato,

minei, mitano, motoba, sambo, mwambe, libwa, zomi. Moseka afungoli miso.

Abandi koluka baninga baye. Wapi Yende? Wapi Kakoko? Amoni Yende, alobi: ¡namoni yo! Amoni lisusu Kakoko, alobi: ¡namoni mpe yo! Moseka amoni bisika babombamaki. Banso basani na esango.



Moseka atangi kobanda na moko kino.....





Bonobo

1




Bonobo oyo nkombo ya ye kiki. Kiki alingakakoliya mingi.
Na ntongo ya mokolo mwa yambo, alei lingolo lya monene.

2



Na ntongo ya mokolo mwa mibale, alei bitabe mibale bikomela.

3



Na ntongo ya mokolo mwa mibale, alei bitabe mibale bikomela.

4




Na ntongo ya mokolo mwa mitano, alei avokati itano.



Bonobo nkombo na ye.....

Bolingi bwa mboka 2




Bonobo oyo kombo ya ye kiki. Kiki  alingakakoliya mingi.

Na ntongo ya mokolo mwa yambo, alei lingolo lya monene.

Na ntongo ya mokolo mwa mibale, alei bitabe mibale bikomela.

Na ntongo ya mokolo mwa misato, alei bitabe bisato.

Na ntongo ya mokolo mwa minei, alei paipai inei mpe matonge manei.

Na ntongo ya mokolo mwa mitano, alei avokati itano. 



Bonobo aliaka.....

Ntoki ya Dido

1



Dido azali kokoma ntoki mpo na milulu mya eteyelo. Abandi kokoma ntoki ya ye, na ntongo ya mokolo mwa yambo. Akobi kokoma kino mokolo mwa mibale.

2



Na ntongo ya mokolo mwa misato, aluki lokasa akomelaki ntoki ya ye, amoni yango te, mozimi wa ye apasoli yango.

3



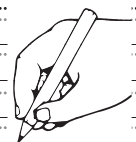
Na ntongo ya mokolo mwa minei, abandeli lisusu kokoma ntoki ya ye, kasi akoki kokanisa lisusu maloba ma ye akomaki na ntoki ya liboso te.

4



Na ntongo ya mokolo mwa mitano, akei koluka lisungi lya moninga wa ye Olangi.

Na mokolo mwa mposo, bango babale basilisi kokoma ntoki ya bango, basepeli 

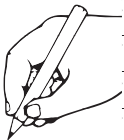


Dido akomi

Ntoki ya Dido



Dido azali kokoma ntoki mpo na milulu mya eteyelo. Abandi kokoma ntoki ya ye, na ntongo ya mokolo mwa yambo. Akobi kokoma kino mokolo mwa mibale. Na ntongo ya mokolo mwa misato, aluki lokasa akomelaki ntoki ya ye, amoni yango te, mozimi wa ye apasoli yango. Na ntongo ya mokolo mwa minei, abandeli lisusu kokoma ntoki ya ye, kasi akoki kokanisa lisusu maloba ma ye akomaki na ntoki ya liboso te. Na ntongo ya mokolo mwa mitano, akei koluka lisungi lya moninga wa ye Olangi.



Dido mpo akoma ntoki asengelaki na

.....

.....

.....

.....

.....

.....

.....

.....

.....

.....

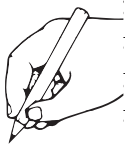




Bikumbi




Ngai na leki na ngai tokei kisasa. Tozwi mpepo na libanda ya mpepo. Mpo tokende kelasi , tokozwaka motuka. Mokolo ya mposo nionso , leki ngai na leki na ngai tokumbaka kinga oyo noko Moyi amemelaki biso.ntango tokosana , tomonaka tukutuku ebele. Bilenge basi mpé babali bakokumbaka tukutuku. Tokozala na esengo ya komono bikumbi. Kasi mposa ya biso ezali ya kokumba mpepo mokolo moko.




Mpo okende mobembo okoki
kozwa.....


Bikumbi



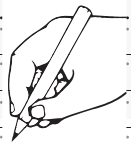
Dido na Lili bazali kokende kelasi. Na nzela, Dido azali koyebisa Lili bikumbi biye bimumaka bato mpo na kosala mobembo. Dido alobi:



Mpo na kosala mobembo ezali na bikumbi biye bimumaka bato. Lili atuni ye: bikumbi byango bizali nini? Dido alobi: bikumbi byango bizali: motuka, bwato, tukutuku, mpepo mpe kinga egbunduka.



Lili alobi: namoni! Yango wana mokambi wa eteyelo ayaka na eteyelo na tukutuku mpe bilenge basi na babali batambolaka na tukutuku.

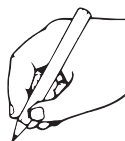


Bwato, mpepo, motuka ezali

Bikumbi



Dido na Lili bazali kokende kelasi. Na nzela, Dido azali koyebisa Lili bikumbi biye bimemaka bato mpo na kosala mobembo. Dido alobi: mpo na kosala mobembo ezali na bikumbi biye bimemaka bato. Lili atuni ye: bikumbi byango bizali nini? Dido alobi: bikumbi byango bizali: motuka, nkinga, tukutuku, bwato, masuwa, egbunduka mpe mpepo. Lili alobi: namoni! Yango wana mokambi wa eteyelo ayaka na eteyelo na tukutuku mpe bilenge basi na babali batambolaka na tukutuku.



Mpo okende mobembo okoki
kozwa.....






Masano o etando




1



Bilenge banso bazali na eleko ya loi. Yango wana bango banso bazali o etando ya masano. Bas  bazali kosana na lisano lya ndembo,

2



Basusu bazali kosana na lisano lya matambe, basusu bazali kosana na lisano lya kopota mbangu,

3



Basusu bazali kosana na lisano lya nzango mpe na lisano lya silokoti. Bilenge banso bazali kosana na esengo.



Nasanaka na

Masano o etando

Bilenge banso bazali na eleko ya loi. Yango wana bango banso bazali o etando ya masano. Basusu bazali kosana na lisano lya ndembo, basusu bazali kosana na lisano lya matambe, basusu bazali kosana na lisano lya kopota mbangu, basusu bazali kosana na lisano lya nzango mpe na lisano lya silokoti.

Bilenge banso bazali kosana na esengo.



Nsuka ya loi

1



Mokambi wa bilenge, atelemi o kati kati ya etando ya masano, asimbi nkeni na maboko maye mabale mpe atomboli yango likolo.

2



Bilenge banso bazali kozela na esengo milulu mya momekano.

3



Bilenge banso bazali kozela na esengo milulu mya momekano.



Mokambi wa bilenge atelemi na kati.

Masano o etando



Bilenge bazali kolengele momekano mwa masano mpo na nsuka ya loi. Bilenge batelami ngambo na ngamdo mpo na milulu mya momekano. Mokambi wa bilenge, atele mi o kati kati ya etando ya masano, asimbi nkeni na maboko maye mabale mpe atomboli yango likolo. Bilenge banso bazali kozela na esengo milulu mya momekano.



Bilenge batelami ngambo na ngamdo mpo na milulu.

Ce Cahier de l'apprenant a été conçu et imprimé grâce à l'appui généreux du peuple Américain et du peuple Britannique, à travers l'Agence des Etats-Unis pour le Développement International (USAID) et le Ministère Britannique de la Coopération Internationale (DFID/UKAID).



USAID
FROM THE AMERICAN PEOPLE



UKaid
from the British people